



Animal Services Shelter Stats

Data Between 01/01/2018 and 12/31/2018

Shelter Stats

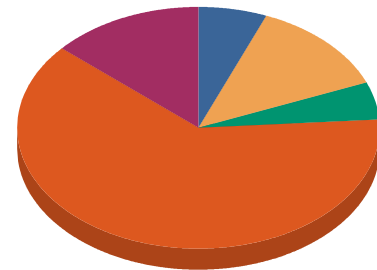
Population

	DOG	CAT	OTHER	Total
Beginning Count	73	82	0	155
Intakes	1,383	1,394	179	2,956
Outcomes	1,370	1,376	174	2,920
Ending Count	86	100	5	191

Intake Breakdown

	Strays	Surrender	Total
Carrboro	141 6.14%	69 10.44%	210 7.10%
Chapel Hill	292 12.72%	159 24.05%	451 15.26%
Hillsborough	117 5.10%	57 8.62%	174 5.89%
Orange County	1,433 62.44%	325 49.17%	1,758 59.47%
Other County	312 13.59%	51 7.72%	363 12.28%
Total	2,295 100%	661 100%	2,956 100%

Animal Intake



■ Carrboro	■ Chapel Hill	■ Hillsborough
■ Orange County	■ Other County	

Adoption Returns within 30 days

	DOG	CAT	Total
Total	76	33	109

Status of Animals Returned between 01/01/2018 and 12/31/2018

	DOG	CAT	Total
Adoption	71	26	97
Euthanasia	0	5	5
Return to Owner	0	2	2
Transfer	5	0	5
Total	76	33	109



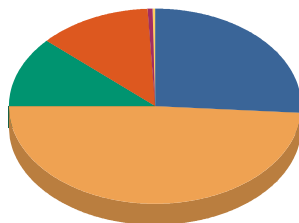
Animal Services Shelter Stats

Data Between 01/01/2018 and 12/31/2018

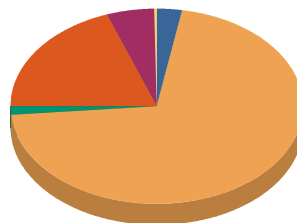
Total Dispositions of Animals

	DOG	CAT	OTHER	Total
Reclaimed	359 26.20%	38 2.76%	50 28.74%	447 15.31%
Adopted	670 48.91%	973 70.71%	85 48.85%	1,728 59.18%
Transfers	159 11.61%	21 1.53%	20 11.49%	200 6.85%
Euthanized	169 12.34%	267 19.40%	10 5.75%	446 15.27%
Died	8 0.58%	75 5.45%	9 5.17%	92 3.15%
Others	5 0.36%	2 0.15%	0 0.00%	7 0.24%
Total	1,370 100.00%	1,376 100.00%	174 100.00%	2,920 100.00%

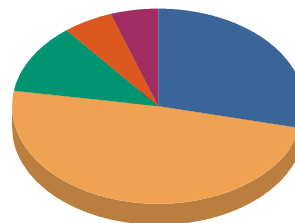
Animal and Outcome Type




DOG



CAT



OTHER





Animal Services Shelter Stats

Data Between 01/01/2018 and 12/31/2018

Euthanasia Breakdown

	DOG	CAT	OTHER	Total
Behavioral	101 59.76%	34 12.73%	1 10.00%	136 30.49%
Feral	0 0.00%	101 37.83%	0 0.00%	101 22.65%
Medical	47 27.81%	118 44.19%	9 90.00%	174 39.01%
Owner Request	15 8.88%	6 2.25%	0 0.00%	21 4.71%
Test	2 1.18%	0 0.00%	0 0.00%	2 0.45%
Others	4 2.37%	8 3.00%	0 0.00%	12 2.69%
Total	169.00 100%	267.00 100%	10.00 100%	446.00 100%

Adoptable vs Non-Adoptable

	DOG	CAT	OTHER	Total
Non-Adoptable	85	190	9	284
Adoptable *	1,285	1,186	165	2,636
Total Dispositions				2,920

* Adoptable excludes Surrender for Euth, Feral cats, Died at Shelter, Confiscates, Bite Quarantines, and Rabies Exposures

Live Release of Adoptable & Reclaimed Animals

	DOG	CAT	OTHER	Total
Adoptable				
Reclaimed	359	38	50	447
Adopted	670	973	85	1,728
Transfers	159	21	20	200
Total Live Release	1,188	1,032	155	2,375

**** Unadjusted Live Release Rate: 81.3%**

***** Adjusted Live Release Rate: 90.1%**

** Unadjusted Live Release rate is the total number of animals that were adopted, transferred, or returned to their owners out of all animals that left the shelter during a specific time period.

*** Adjusted Live Release Rate is the total number of animals that were adopted, transferred, or returned to their owners out of all animals that left the shelter and were considered adoptable during a specific time period. See adoptable definition under table above.