



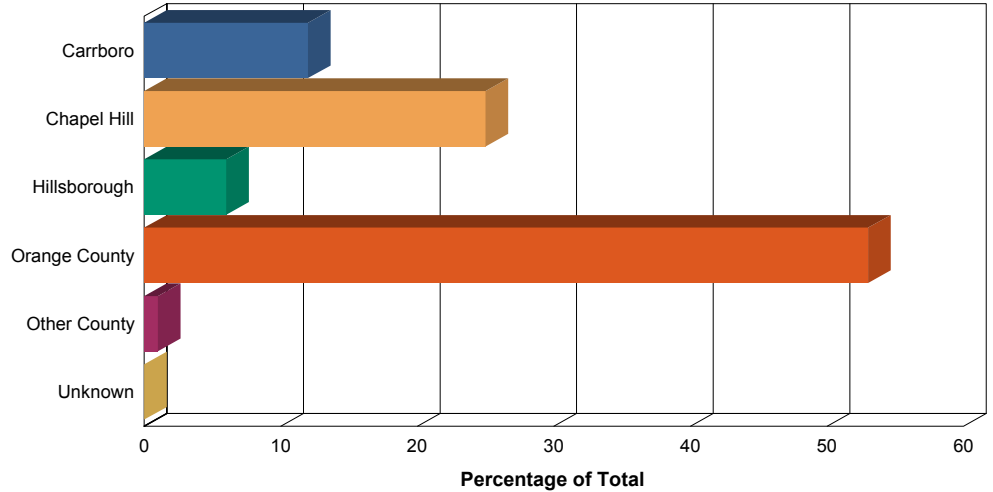
Animal Services Field Stats

Data Between 01/01/2020 and 01/31/2020

Field Stats

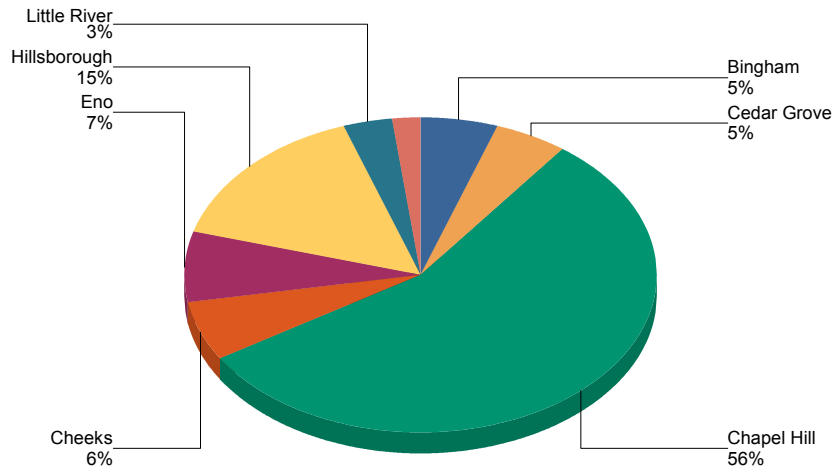
Animal Control Activities by Jurisdiction

| | Total |
|---------------|------------|
| Carrboro | 39 12% |
| Chapel Hill | 80 25% |
| Hillsborough | 22 6% |
| Orange County | 170 53% |
| Other County | 6 1% |
| Unknown | 1 0% |
| Total | 318 |



Activities by Township

| | Total |
|--------------|------------|
| Bingham | 19 5% |
| Cedar Grove | 16 5% |
| Chapel Hill | 172 54% |
| Cheeks | 21 6% |
| Eno | 23 7% |
| Hillsborough | 48 15% |
| Little River | 11 3% |
| Other | 7 2% |
| Unknown | 1 0% |
| Total | 318 |





Animal Services Field Stats

Data Between 01/01/2020 and 01/31/2020

| Activities by Animal Type | Total |
|---------------------------|------------|
| Cat | 49 15% |
| Dog | 220 69% |
| Livestock | 14 4% |
| Other | 12 3% |
| Rabies Vectors | 9 2% |
| Reptile | 1 0% |
| Wildlife | 13 4% |
| Total | 318 |

| Activities by Call Type | Total |
|-------------------------|------------|
| Assist | 4 1% |
| Bite | 52 16% |
| Canvass | 8 2% |
| Cruelty | 36 11% |
| Declare | 13 4% |
| Exposure | 7 2% |
| Kennel | 3 0% |
| Nuisance | 37 11% |
| Other | 23 7% |
| Owned | 5 1% |
| Stray | 69 21% |
| Tethering | 11 3% |
| Trap | 30 9% |
| Wildlife | 20 6% |
| Total | 318 |

* Vector species include bats, foxes, raccoons, skunks, and coyotes



Animal Services Field Stats

Data Between 01/01/2020 and 01/31/2020

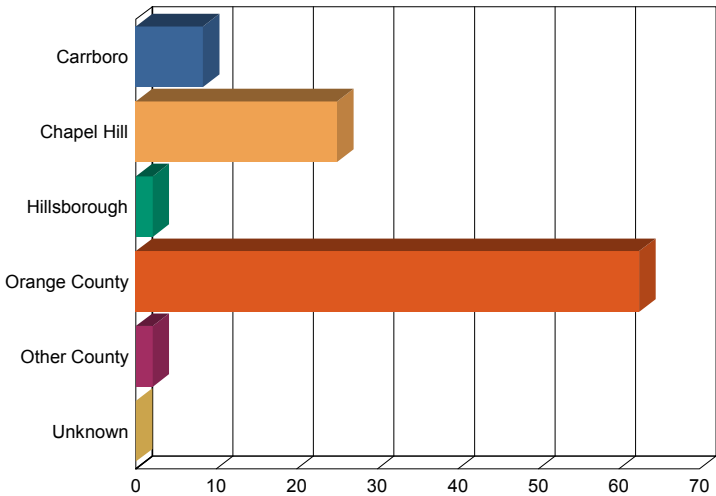
Impounds by Jurisdiction

| | Total |
|---------------|--------------|
| Carrboro | 4 8.33% |
| Chapel Hill | 12 25.00% |
| Hillsborough | 1 2.08% |
| Orange County | 30 62.50% |
| Other County | 1 2.08% |
| Unknown | 0 0.00% |
| Total | 48 |

Impounds by Township

| | Total |
|--------------|--------------|
| Bingham | 2 4.17% |
| Cedar Grove | 6 12.50% |
| Chapel Hill | 21 43.75% |
| Cheeks | 6 12.50% |
| Eno | 5 10.42% |
| Hillsborough | 4 8.33% |
| Little River | 3 6.25% |
| Other | 1 2.08% |
| Unknown | 0 0.00% |
| Total | 48 |

% Impounds by Jurisdiction



% Impounds by Township (No Municipalities)

