

Agenda Item Number:

**ORANGE COUNTY BOARD OF HEALTH
AGENDA ITEM SUMMARY**

Meeting Date: October 28, 2020

Agenda Item Subject: 1st Quarter Financial Report FY 20-21

Attachment(s): 1st Quarter Financial Report
1st Quarter Billing Dashboard

Staff or Board Member Reporting: Rebecca Crawford

Purpose: Action
 Information only
 Information with possible action

Summary Information:

Total Health Department Budget vs. Actuals: Average YTD monthly revenue in FY20-21 after the first quarter is \$195k/month or \$584k YTD, representing 17% of our overall budgeted revenue for the year. As usual though, the total first quarter revenue is skewed down due to the majority of state funds not eligible to be drawn in July (this is typical) and allocations of Medicaid Max funds will not be transferred into our budget until the end of the fiscal year. Revenues are only slightly below this point last fiscal year (FY 19-20 1st Quarter YTD: \$216k). Expenses are in line with revenues, at 18% of the overall budget.

Dental Earned Revenue by Source: The FY 20-21 average monthly revenue (\$31.3k/month) for the first quarter is below our budget projection (\$41k/month) and our FY 19-20 average of \$39.7k/month due to longer than anticipated dental clinic closures during the pandemic and the Dental Division Director vacancy. PPE shortages had a negative impact on the dental clinic and its ability to re-open to increased capacity, as Dental staff are required to wear a higher level of PPE for most procedures. The clinic is working with Duke Hospital to sanitize N95 masks, which have allowed staff to see more patients. FY 20-21 dental earned revenue totaled \$94k at the end of the first quarter compared to \$160k at the end of the FY 19-20 first quarter.

Medical Earned Revenue by Source: Medical earned revenue is currently above the budgeted projection for FY 20-21 (\$33k/month) at \$44.3k/month due to greater than anticipated revenue during the pandemic. Telehealth visits have been very successful and allowed the clinic to continue to see patients and bill for services even as in-person

visits were limited. Billing staff have also worked diligently to collect as much revenue as possible from Medicaid and insurance companies from older accounts. We anticipate this trend toward increased revenue will continue to improve as the medical clinic gradually adds more in-person visits based on PPE availability and staff capacity. Medical clinic revenue totals \$133k for first quarter FY 20-21 compared to \$130k in first quarter FY 19-20.

Environmental Health Earned Revenue by Source: Environmental Health earned revenue is slightly below the budgeted projection for FY 20-21 (\$53k/month) at \$48.4k/month. It is a seasonal trend to see lower revenue in the first quarter of the year than in later quarters due to spring pool inspections. EH staff have worked hard to continue OSWP inspections during the pandemic with little to no in-person required of residents.

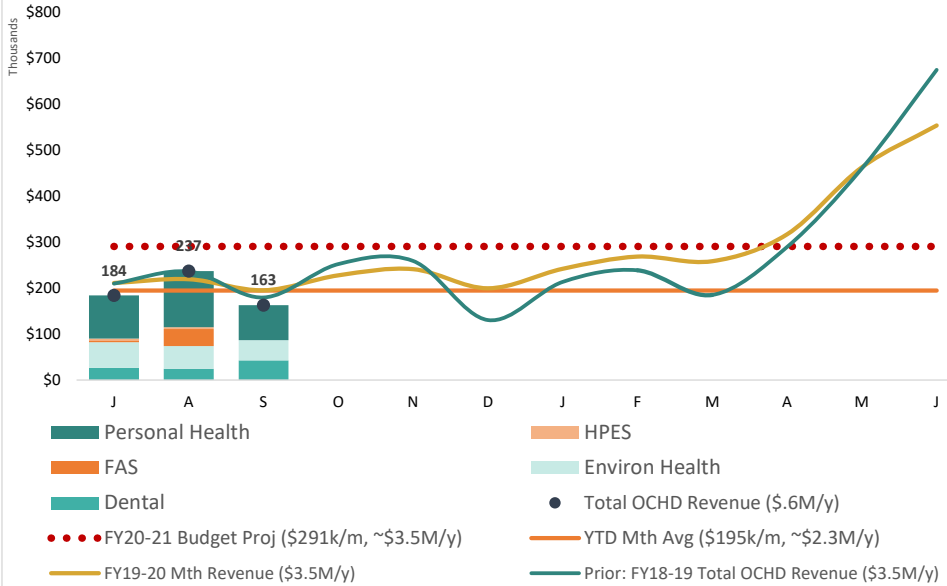
Grants Fund Revenue:

FSA has drawn \$200k of the multi-year Kenan grant. Expenditures are tracking as anticipated and will continue to increase as we fill the vacant Navigator position in November.

- Recommended Action:**
- Approve
 - Approve & forward to Board of Commissioners for action
 - Approve & forward to _____
 - Accept as information
 - Revise & schedule for future action
 - Other (detail):

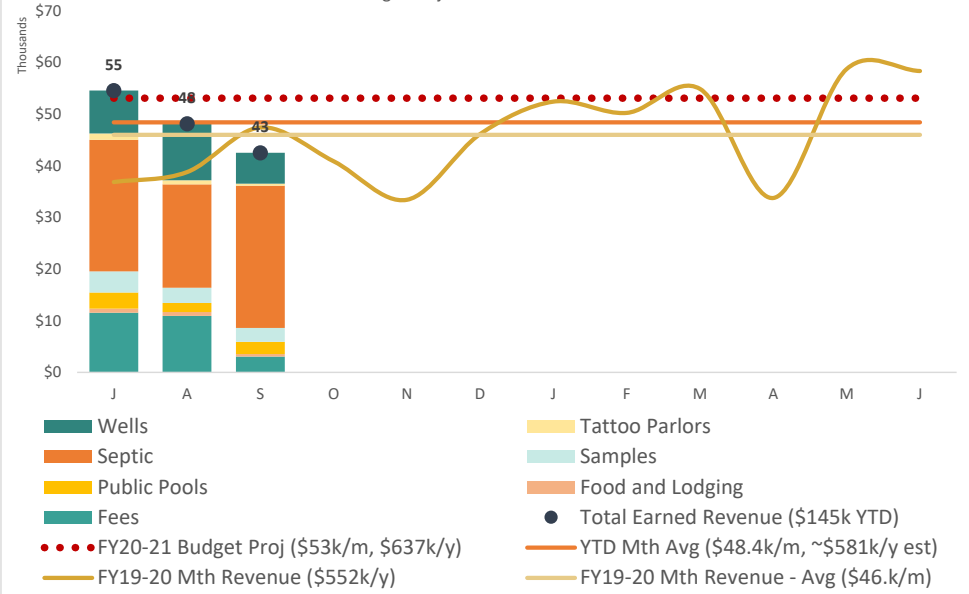
TOTAL HEALTH DEPARTMENT REVENUE

vs. Budget Projections & Prior Year



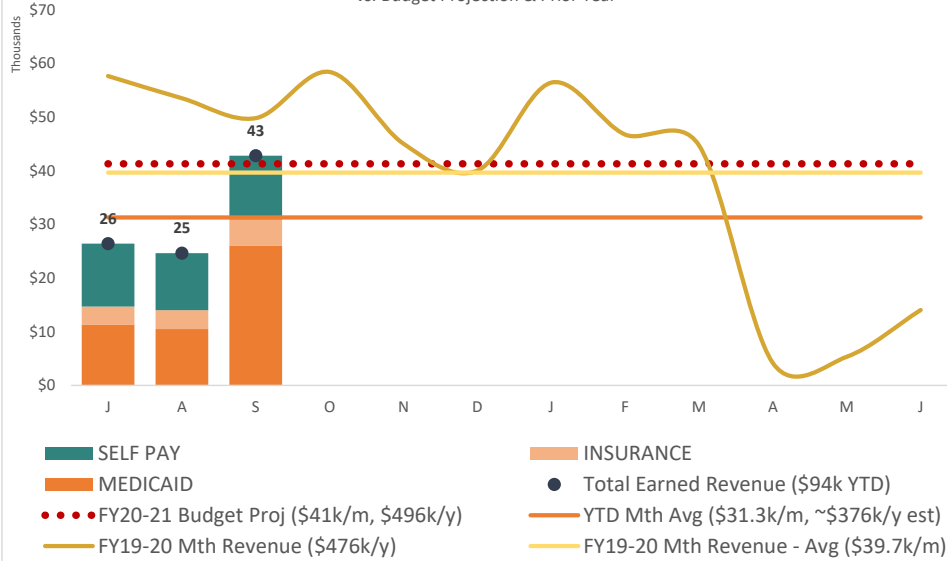
ENVIRONMENTAL (EH) EARNED REVENUE BY SOURCE

vs. Budget Projection & Prior Year



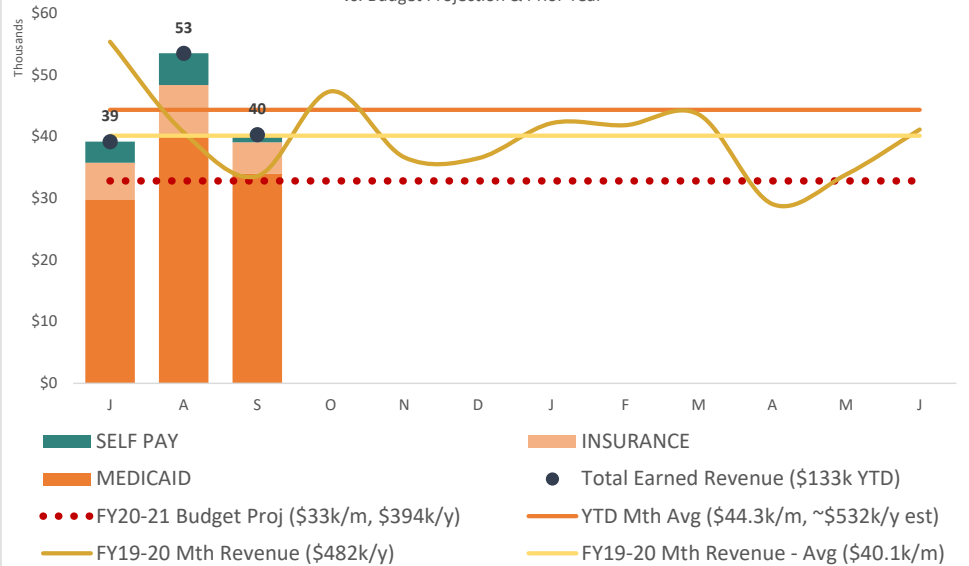
DENTAL EARNED REVENUE BY SOURCE

vs. Budget Projection & Prior Year



MEDICAL (PH) EARNED REVENUE BY SOURCE

vs. Budget Projection & Prior Year



Orange County Health Department
 First Quarter Financial Report
 FY 2020-2021
 General Fund

TOTAL HEALTH	Q1	YTD ACTUAL	ANNUAL BUDGET	% OF ANNUAL BUDGET
Revenue				
Donations				
Personal Health	0	0	(2,000)	0.00%
Donations Total	0	0	(2,000)	0.00%
Internal Allocations				
Dental Health	0	0	(48,527)	0.00%
Personal Health	0	0	(324,205)	0.00%
Internal Allocations Total	0	0	(372,732)	0.00%
Service Revenue				
Dental Health	(93,883)	(93,883)	(495,519)	18.95%
Environmental Health	(148,597)	(148,597)	(637,046)	23.33%
Personal Health	(133,001)	(133,001)	(393,722)	33.78%
Service Revenue Total	(375,480)	(375,480)	(1,526,287)	24.60%
State Allocations				
Finance and Admin Services	(7,804)	(7,804)	(42,921)	18.18%
Health Promotion & Edu	(7,883)	(7,883)	(43,534)	18.11%
Environmental Health	(727)	(727)	(48,000)	1.52%
Personal Health	(73,758)	(73,758)	(577,542)	12.77%
COVID-19	(33,012)	(33,012)	(298,647)	11.05%
State Allocations Total	(123,184)	(123,184)	(1,010,644)	12.19%
Grants Project Revenue				
CC4C Accesscare	(31,838)	(31,838)	(147,686)	21.56%
Community Health Grant	(6,832)	(6,832)	(145,914)	4.68%
MDPP	(1,479)	(1,479)	(19,138)	7.73%
PCM Accesscare	(37,552)	(37,552)	(167,334)	22.44%
Piedmont Hlth Srv - Nutr	(6,380)	(6,380)	(34,338)	18.58%
FIT Grant	(1,150)	(1,150)	(16,596)	6.93%
Grants Project Revenue Total	(85,231)	(85,231)	(531,006)	16.05%
Revenue Total	(583,896)	(583,896)	(3,442,669)	16.96%
Grand Total	(583,896)	(583,896)	(3,442,669)	16.96%

Orange County Health Department
 First Quarter Financial Report
 FY 2020-2021
 General Fund

TOTAL HEALTH	Q1	YTD ACTUAL	ANNUAL BUDGET	% OF ANNUAL BUDGET
Expenditures				
Salaries	1,266,990	1,263,462	6,712,291	18.82%
Benefits	522,464	520,744	2,502,748	20.81%
Travel	344	344	0	344.00%
Training	(90)	(90)	0	-90.00%
Certifications & Licensing	1,105	1,105	10,425	10.60%
Mileage	2,942	2,942	40,902	7.19%
Telephone	3,220	3,220	122,159	2.64%
Postage	1,335	1,335	12,798	10.43%
Equip Repairs	804	804	19,352	4.15%
Equip Rent	702	702	2,900	24.21%
Duplicating	333	333	10,550	3.15%
Printing	308	308	12,874	2.39%
Advertising	143	143	16,750	0.85%
Dues	692	692	6,154	11.24%
Subscriptions	921	921	1,285	71.68%
Dept Supplies	3,466	3,466	45,420	7.63%
Edu Supplies	1,604	1,604	12,129	13.23%
Office Supplies	1,657	1,657	25,843	6.41%
Medical Supplies	12,000	12,000	138,849	8.64%
Bloodborn Path Supplies	251	251	1,200	20.95%
Pharmacy Supplies	9,556	9,556	154,877	6.17%
Comp Supp/Software	0	0	5,885	0.00%
Contracted Srv	88,345	88,345	669,704	13.19%
X-Ray	248	248	9,000	2.76%
Lab Srv	13,865	13,865	135,406	10.24%
Bonds & Insurance	0	0	12,406	0.00%
Uniforms	0	0	9,600	0.00%
Community Proj	135	135	47,035	0.29%
Accreditation Project	0	0	3,250	0.00%
Credit Card Exp	3,001	3,001	11,000	27.28%
Nicotine Replacement Therapy	0	0	5,000	0.00%
Capital Exp Under \$500	122	122	965	12.63%
Equipment	6,632	6,632	7,495	88.49%
IT Equipment	2,543	2,543	4,000	63.57%
Expenditures Total	1,945,638	1,940,390	10,770,252	18.02%
TOTAL HEALTH	1,945,638	1,940,390	10,770,252	18.02%

Orange County Health Department
 First Quarter Financial Report
 FY 2020-2021
 Grants Fund

TOTAL HEALTH	Q1	YTD ACTUAL	ANNUAL BUDGET	% OF ANNUAL BUDGET
Revenue				
Kenan Grant	0	(200,000)	(300,000)	66.67%
Revenue Total	0	(200,000)	(300,000)	66.67%

TOTAL HEALTH	Q1	YTD ACTUAL	ANNUAL BUDGET	% OF ANNUAL BUDGET
Expenditures				
Salaries	9,493	13,021	0	0.00%
Benefits	4,069	5,790	0	0.00%
Expenditures Total	13,563	18,811	0	0.00%