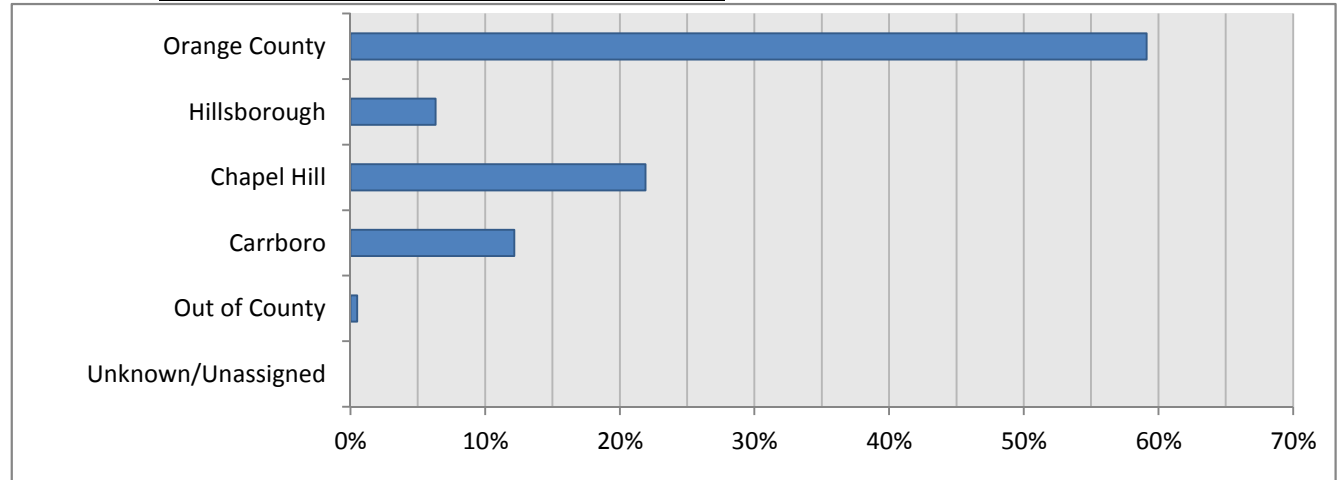


ORANGE COUNTY ANIMAL SERVICES  
FIELD SERVICES REPORT  
NOVEMBER 2016

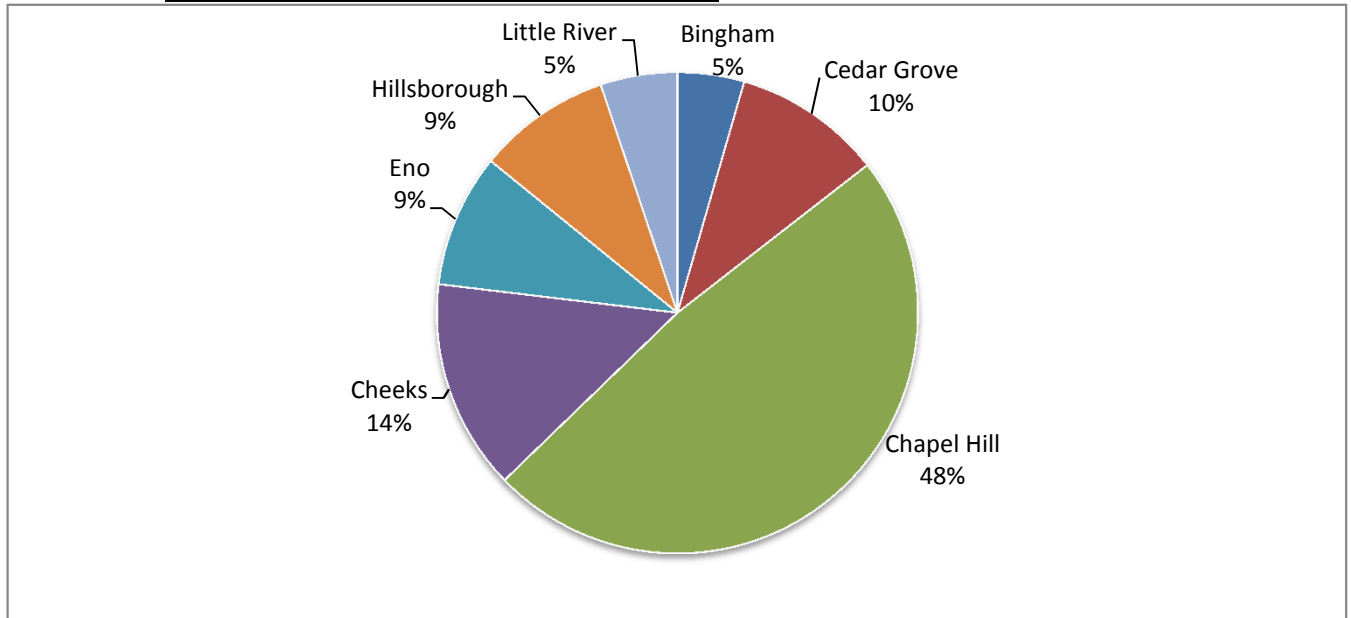
**Animal Control Activities by Jurisdiction**

	Number	Percentage
Carrboro	50	12%
Chapel Hill	90	22%
Hillsborough	26	6%
Orange County	243	59%
Other County	2	0%
Unknown	0	0%
Unassigned	0	0%
<b>Total</b>	<b>411</b>	<b>100%</b>



**Animal Control Activities by Township <sup>1</sup>**

	Number	Percentage
Bingham	13	4%
Cedar Grove	29	10%
Chapel Hill	140	48%
Cheeks	41	14%
Eno	26	9%
Hillsborough	26	9%
Little River	15	5%
<b>Total</b>	<b>290</b>	<b>100%</b>



<sup>1</sup>This only includes activities where the township is known.

### Animal Control Activities by Animal Type

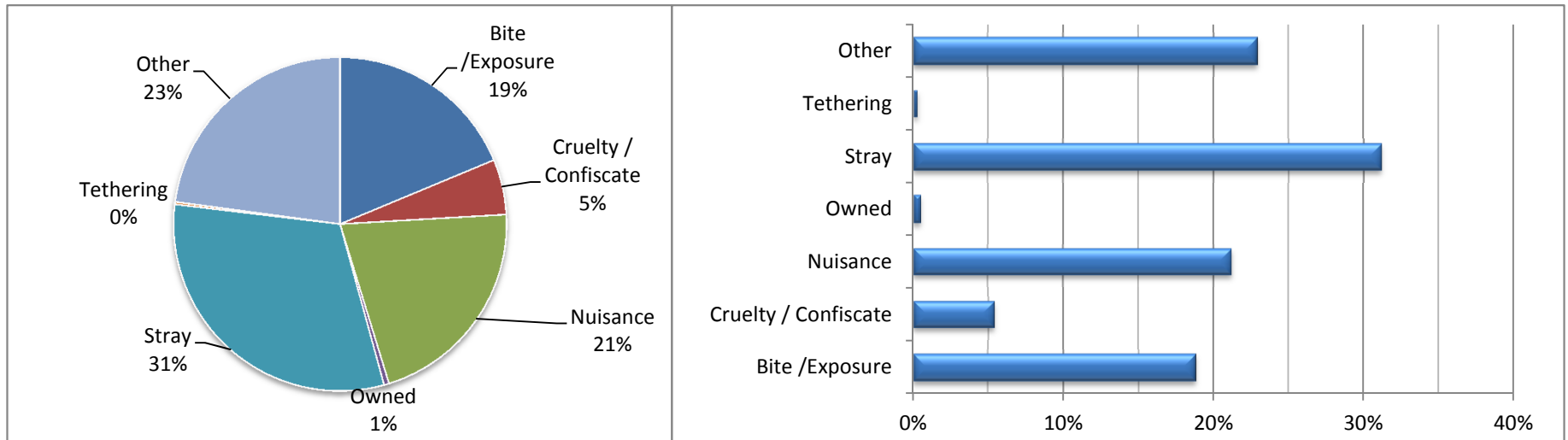
	Number	Percentage
Dog	311	77%
Cat	39	10%
Livestock	24	6%
Fowl	3	1%
Wildlife	7	2%
Other	6	1%
Rabies Vectors <sup>2</sup>	14	3%
<b>Total</b>	<b>404</b>	<b>100%</b>

<sup>2</sup> Vector species include bats, foxes, raccoons, skunks, and coyotes.

### Animal Control Activities by Call Type

	Number	Percentage
<b>Assistance:</b> AC assistance provided to other agencies	9	2%
<b>Bite:</b> Investigations of bites to humans by dogs, cats, ferrets	68	17%
<b>Canvass:</b> AC dissemination of information to the public	23	6%
<b>Confiscate:</b> Animal impounds due to legal order violation, cruelty, investigation	1	0%
<b>Cruelty:</b> Investigations of animal cruelty	21	5%
<b>Exposure:</b> Investigations of animals, people exposed to rabies vector species	9	2%
<b>Kennel:</b> Inspections of permitted kennels in Orange County	0	0%
<b>Nuisance:</b> Investigations of animals creating a public nuisance	87	21%
<b>Other:</b> Activities that do not fall into other categories	42	10%
<b>Owned:</b> Activities related to owned animals (e.g. surrenders)	1	0%
<b>Protective Custody:</b> Animals impounded due to owners inability to provide care	1	0%
<b>Stray:</b> Activities related to stray animals (animals without owners, off property, etc)	102	25%
<b>Tethering:</b> Activities related to a tethered animal	1	0%
<b>Trap:</b> Activities related to the trapping of an animal	26	6%
<b>Wildlife:</b> Activities related to wildlife species	20	5%
<b>Total</b>	<b>411</b>	<b>100%</b>

Note: The figure represented by the number of activities may be greater than the number of requests for field services, as each call may generate multiple responses that are recorded as separate activities.



**Animal Control Impounds by Jurisdiction**

	Number	Percentage
Carrboro	8	13%
Chapel Hill	10	16%
Hillsborough	6	10%
County	38	60%
Out of County	1	2%
Unknown	0	0%
<b>Total</b>	<b>63</b>	<b>100%</b>

**Impounds by Township (Without Municipalities)**

	Number	Percentage		Number	Percentage
Bingham	1	3%	Northern Orange	6	16%
Cedar Grove	4	11%	Central Orange	25	68%
Chapel Hill	5	14%	Southern Orange	6	16%
Cheeks	16	43%			
Eno	7	19%			
Hillsborough	2	5%			
Little River	2	5%			
<b>Total</b>	<b>37</b>	<b>100%</b>			

